


Better Equipment for a Better Game™



Scheelde Sports  
north america

# Basketball


EQUIPMENT  
CATALOG

Get Sound Advice and Work Directly with Experienced Professionals.  
Call 1-888-SCHELDE (724-3533)

When investing in new basketball equipment, it's a good idea to ask other coaches and facility managers about their equipment and what they would recommend.

"When we moved into the new Jack Breslin Student Events Center in 1989, the SAM basketball goals moved in with us as original equipment. They have served us extremely well and perform as well today as they did when installed. The units have been virtually trouble-free, requiring very little maintenance. We continue to be pleased with the performance of these units."

Gregory P. Ianni  
Associate Director of Athletics  
Michigan State University



"I would like to take this opportunity to applaud Schelde Sports for designing great basketball units. I feel this way because they make installation and removal a breeze, ease of adjustments and outstanding after sales service. That combined with the advanced engineering technologies of the sub-frame and the glass-free rim mount makes the SAM 8 or 10 the best unit on the market. In addition to all of that, they are very sturdy and have almost no vibration. I have worked with other units, at other buildings, and in my opinion, there is absolutely no comparison."

"I am proud that I chose the Schelde product at all of my facilities and along the way opened the door for Schelde with other NCAA and NBA facility managers. It is still a great product and would not hesitate to purchase it again or recommend it to anyone."





Stephen Rosebrook  
Asst. GM/Regional Director - AEG Facilities  
Northland AEG  
XL Center/Rentschler Field  
University of Connecticut

Ask us to provide you with a list of references.



## Prime Considerations when Purchasing Portable Basketball Goals:

- ✓ Strength. Longevity. Reliability.
- ✓ Ease of use. Quick setup.
- ✓ Precise rim height. Easy height adjustment.
- ✓ Dunkproof glass backboard.
- ✓ Player safety.
- ✓ Durable, adjustable, multi-directional breakaway rim.
- ✓ Stability. Recovery to static position after slam dunks.
- ✓ Sight lines. Visibility for fans seated behind the goals.
- ✓ Appearance on the court. Clean design.
- ✓ Very low maintenance requirements.
- ✓ Long-term cost of ownership.
- ✓ Service after the sale.
- ✓ True portability. Mobility considerations.
- ✓ Compliance with NCAA and international standards.





# The Legendary SAM™

The World's All-Time, Best-Selling  
Portable Competition Goal

The Schelde Sports SAM 10 was used in the FIBA Basketball 2014 World Cup in Madrid, Spain, and will be used in the 2016 Olympic Games in Rio de Janeiro, Brazil.



## Developed for the Highest Level of Competition

From the Olympics and professional competition to collegiate, club and high school arenas and gyms – wherever great basketball is played – you will find Schelde SAM™ Portable Basketball Goals setting the world standard for excellence. No other portable goals set up quicker, perform better or can endure more punishment than SAM – nothing comes close. Not since someone cut a hole in the bottom of James Naismith's peach basket has basketball equipment been so revolutionized.

SAM Portable Basketball Goals were developed in cooperation with FIBA (the world governing body for international

basketball competition) to meet or exceed all requirements for the highest level of performance, safety and play.

## Built to Take a Beating

The game of basketball is more physical and more demanding than ever before. Today's players are stronger and faster, and shot clocks have become larger and heavier. These demands place greater stress on portable equipment, but are no problem for SAM. Our reinforced superstructure is virtually indestructible. The pin positioning system invented by Schelde not only guarantees correct placement on the floor, but also assures that the goal stays in place even as giants collide. And Schelde's patented "Dunk Proof" glass backboards have eliminated shattered backboards.

## Best for Players. Best for Fans.

Schelde's safe, stable, reliable equipment is a favorite among players in over 120 countries. Even after the meanest monster dunk, the basket returns to the static position in seconds. No wobbly baskets. No bent frames. No shifting bases. No shattered backboards. Players are free to wow fans with their extreme dunking power. And we didn't forget the fans when we designed the SAM. Unlike other portable goals, SAM's sleek, elegant lines and low visual profile puts the spectator right in the action – so people in the premium seats behind the goal get a clear view of the game.

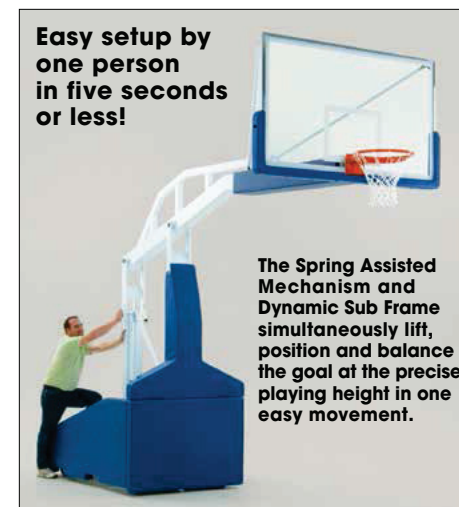
## SAM Engineering and Innovation

SAM derives its name from its Spring Assisted Mechanism (SAM). A simple, yet revolutionary idea that harnesses the natural laws of physics, the Spring Assisted Mechanism was invented by Schelde to eliminate the problems and complexities associated with hydraulic and electro-mechanical lift systems. No hydraulic pumps, hoses or fluids to service. No motors or gears to grease. Nothing to repair. Designed to last, well, almost forever.

In its folded, mobile position, SAM stores energy in its counterbalanced spring mechanism. With just a simple push, one person can easily raise the unit into game position. Folding the unit is just as simple, assisted by the natural force of gravity. Working in tandem with the Spring Assisted Mechanism, Schelde's patented Dynamic Sub Frame (DSF) is uniquely designed to simultaneously transfer weight from the casters to the subframe using energy from the springs. The subframe is a steel bar with a resilient urethane pad that evenly distributes weight along the floor. This system automatically stabilizes the unit and places the rim at precisely 10 feet. The even distribution of weight helps protect floors, which can be damaged by conventional pedestal base systems.



Dynamic Sub Frame in mobile position (up).



**Easy setup by one person in five seconds or less!**

**The Spring Assisted Mechanism and Dynamic Sub Frame simultaneously lift, position and balance the goal at the precise playing height in one easy movement.**



Dynamic Sub Frame in game position (down).

**Full-Perimeter Aluminum Frame**  
protects the backboard from stress.




Glass Cutout

**Patented "Dunk Proof" Glass Backboard**

The rim attaches to the metal plate in the backboard, which is connected to the main beam. No bolts pass through the glass – so dunking never places stress on the glass. Patent #6053826

"I keep singing the praises of your goal to anyone that will listen. The fact that the rim never touches the glass is a no brainer for me, and should be for everyone else."

T. Ross Bailey  
Senior Associate Athletics Director  
Texas Christian University



Rear View of Rim Attachment



**Exclusive Pro-Action™ 180 Adjustable Rim**

A safer way to slam dunk, our exclusive multi-directional breakaway rim helps protect players. It's the only 180° breakaway rim with an adjustable positive locking mechanism for the most consistent rebounds.



**Forklift Tubes**

are now standard on all SAM goals. This new feature allows more flexibility when moving and storing goals in busy arenas.



**Power Beam**

constructed with 6" square, high-tensile-strength steel provides optimum rigidity and strength.

**Lifetime Maintenance-Free Pivot Bearings.**

**Heavy-duty Vertical Support**

structures with streamlined profile provides fans with a clear view of the action.

**Impact Area Padding**

A full 6 inches of padding covers the upper impact area for greater safety. Impact padding is available in 2 standard styles and 16 standard colors. Custom colors are also available.

**Double Swivel Casters**

in front and double rigid casters in rear enhance mobility and minimize stress on floor surfaces.



**Quick-Set™ Goal Height**

feature permits easy rim height adjustment while the goal is locked in the game position.




**Lockable Deadlock Tensioner**

Now standard on all SAM goals, our new Deadlock Tensioner creates a crosslink between the vertical support structures and helps reduce vibration.



**Spring-Activated Positive Locking Pin**

automatically snaps into place when the goal is fully raised. This handy feature locks the goal in position until the deadlock tensioner is engaged.



**100% Enclosed Ballast**

and integrated counterbalancing provides optimum placement of internal weight and a clean, attractive appearance.

**Standard Integrated Rear Anchor System**

Forklift Tubes





Oregon State University

### Standard Features

- 10' 8" clearance space from the backboard to the front of the padded base.
- Patented Dynamic Sub Frame (DSF) for instantaneous setup and uniform weight distribution on floor. A manual DSF is also available. (Dynamic Sub Frame patent #5628508)
- Patented "Dunk Proof" backboard with glass-free rim attachment and full-perimeter aluminum frame. (Dunk Proof Backboard patent #6053826)
- Exclusive Pro-Action™ 180 multi-directional breakaway rim with adjustable positive locking mechanism. Complies with NCAA standards for rim elasticity and ball rebound.
- Heavy-duty power beam and support structure built with high-tensile-strength steel for exceptional rigidity, strength and durability.
- Streamlined profile gives fans seated behind the unit a clearer view of the action.
- Front locator pins for precise placement and stability.
- Quick-Set™ Goal Height Adjustment allows easy height adjustment with goal in game position.
- Full 6 inches of padding in the front impact area. Padding available in two styles and 16 standard colors. Custom colors and full-color graphics also available.
- Double swivel casters in front and double rigid casters in rear.

# SAM™ 10



### Comprehensive Warranty Package:

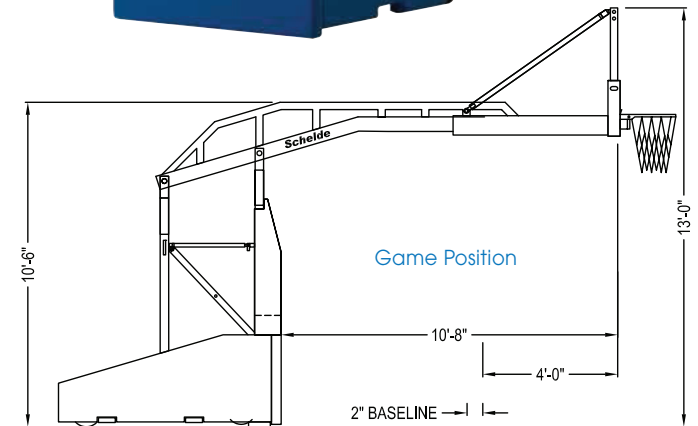
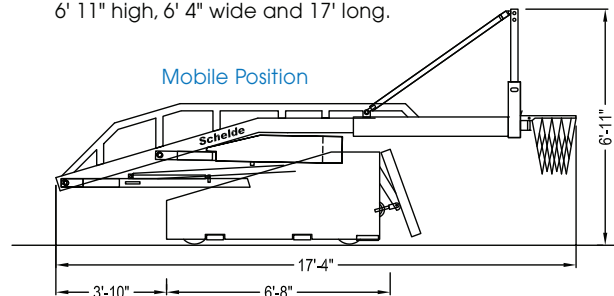
- Superstructure and DSF: 20-Year Limited Warranty
- "Dunk Proof" Backboard: Lifetime Limited Warranty
- Pro-Action 180 Rim: Three-Year Limited Warranty
- Backboard Padding: 10-Year Limited Warranty

Renowned for its simplicity, durability and innovative design, the Schelde Sports SAM™ 10 is the unrivaled world standard for international competition. More than 6,000 SAMs are currently in use in over 120 countries. It has been used in many Olympic games and world championships and is currently used in professional and collegiate arenas throughout the planet. SAM meets or exceeds all international, professional and NCAA requirements, and has been recommended by FIBA, the governing body for international basketball competition.

Model Number: **SNABBSM10US**

### Space Requirements

SAM 10 requires a minimum of 16' 10" for standard DSF, or 13' 4" for manual DSF, from the baseline to the nearest wall or obstruction. Storage dimensions are 6' 11" high, 6' 4" wide and 17' long.



# SAM™ 8

## Comprehensive Warranty Package:

- Superstructure and DSF: 20-Year Limited Warranty
- "Dunk Proof" Backboard: Lifetime Limited Warranty
- Pro-Action 180 Rim: Three-Year Limited Warranty
- Backboard Padding: 10-Year Limited Warranty

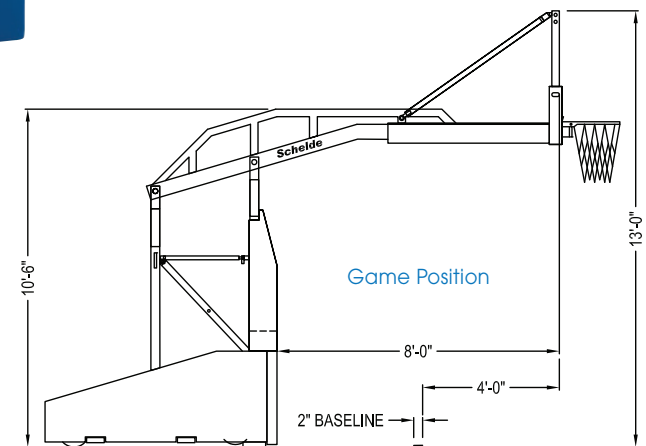
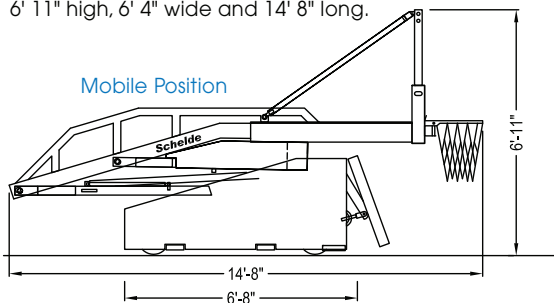


Providing 8 feet of clearance space from the backboard to the front of the padded base, the Schelde Sports SAM™ 8 is a smart option for facilities that do not host international basketball contests or with limited court space. SAM 8 includes all of the standard features as our SAM 10, and every bit as tough, sturdy and strong. It is used extensively by collegiate basketball programs throughout North America. SAM 8 meets or exceeds all NCAA requirements.

Model Number: **SNABBSM8US**

## Space Requirements

SAM 8 requires a minimum of 14' 1" for standard DSF, or 10' 8" for manual DSF, from the baseline to the nearest wall, bleachers or obstruction. Storage dimensions are 6' 11" high, 6' 4" wide and 14' 8" long.



## Standard Features

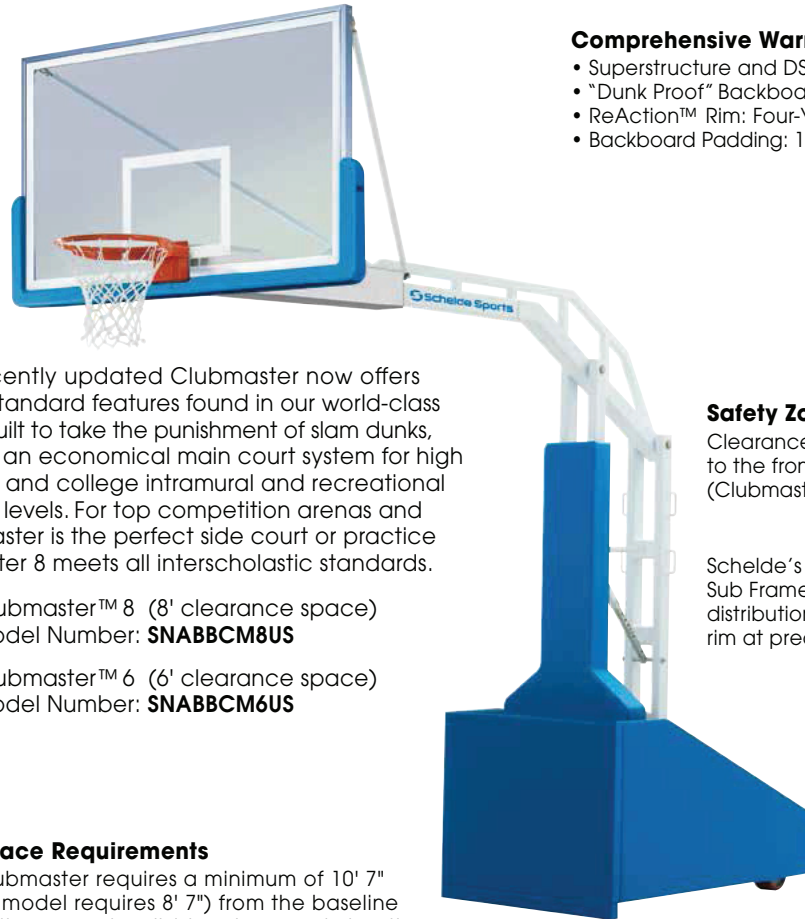
- 8' clearance space from the backboard to the front of the padded base.
- Patented Dynamic Sub Frame (DSF) for instantaneous setup and uniform weight distribution on floor. A manual DSF is also available. (Dynamic Sub Frame patent #5628508)
- Patented "Dunk Proof" backboard with glass-free rim attachment and full-perimeter aluminum frame. (Dunk Proof Backboard patent #6053826)
- Exclusive Pro-Action™ 180 multi-directional breakaway rim with adjustable positive locking mechanism. Complies with NCAA standards for rim elasticity and ball rebound.
- Heavy-duty power beam and support structure built with high-tensile-strength steel for exceptional rigidity, strength and durability.
- Streamlined profile gives fans seated behind the unit a clearer view of the action.
- Front locator pins for precise placement and stability.
- Quick-Set™ Goal Height Adjustment allows easy height adjustment with goal in game position.
- Full 6 inches of padding in the front impact area. Padding available in two styles and 16 standard colors. Custom colors and full-color graphics also available.
- Double swivel casters in front and double rigid casters in rear.



#### Standard Features

- Available with either a 8' (Clubmaster™8) or 6' (Clubmaster™6) clearance space from the backboard to the front of the padded base.
- Spring Assisted Mechanism allows unit to be easily moved and set up by one person.
- Lever-operated manual Dynamic Sub Frame (DSF) provides uniform weight distribution on floor and automatically sets rim at precise 10' playing height.
- Adjustable for playing heights of 7', 8', 9' and 10'.
- Patented "Dunk Proof" backboard with glass-free rim attachment and full-perimeter aluminum frame. (Dunk Proof Backboard patent #6053826)
- ReAction™ adjustable tension breakaway rim with adjustable positive locking mechanism. Complies with NCAA standards for rim elasticity and ball rebound.
- Heavy-duty base and power beam built with high-tensile-strength steel for exceptional rigidity, strength and durability.
- Front locator pins for precise placement and stability.
- Optional Deadlock Tensioner reduces vibration.
- Integrated rear anchor.
- Fully padded front impact area. Padding available in 16 standard colors (see page 12). Custom colors and full-color graphics also available.

# Clubmaster™



#### Comprehensive Warranty Package:

- Superstructure and DSF: 20-Year Limited Warranty.
- "Dunk Proof" Backboard: Lifetime Limited Warranty.
- ReAction™ Rim: Four-Year Limited Warranty.
- Backboard Padding: 10-Year Limited Warranty.

#### Safety Zone:

Clearance space of 8' from the backboard to the front of the impact area. Also available (Clubmaster 6) with a 6' clearance space.

Schelde's lever-operated manual Dynamic Sub Frame (DSF) provides uniform weight distribution on floor and automatically sets rim at precise 10' playing height.

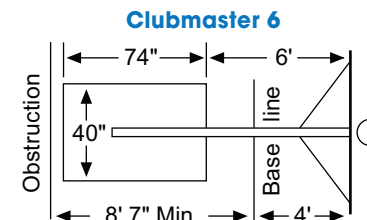
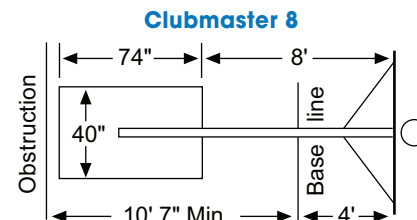
Schelde's recently updated Clubmaster now offers many of the standard features found in our world-class SAM™ units. Built to take the punishment of slam dunks, Clubmaster is an economical main court system for high schools, clubs and college intramural and recreational leagues of all levels. For top competition arenas and gyms, Clubmaster is the perfect side court or practice unit. Clubmaster 8 meets all interscholastic standards.

Clubmaster™ 8 (8' clearance space)  
Model Number: **SNABBCM8US**

Clubmaster™ 6 (6' clearance space)  
Model Number: **SNABBCM6US**

#### Space Requirements

Clubmaster requires a minimum of 10' 7" (6' model requires 8' 7") from the baseline to the nearest wall, bleachers or obstruction. Storage dimensions are 6' 8" high, 6' 4" wide and 13' long (6' model is 11' long).





# Sportmaster™ 8

The Sportmaster™ 8 is an affordable main court system that meets all specifications for interscholastic competition. It also serves as a great side court unit for clinics and team practice. With spring-assisted setup and heavy-duty construction, it offers many of the features found in our top competition models – including a direct-mount glass backboard and our ReAction™ adjustable tension breakaway rim. When price is a prime consideration, the Sportmaster 8 is a smart alternative for high schools, clubs, churches, clinics and recreational leagues of all levels.

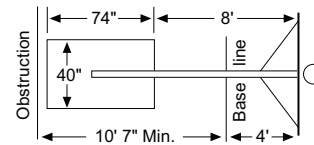
Sportmaster™ 8 (8' clearance space)  
Model Number: **SNABA898G**

## Comprehensive Warranty Package:

- Superstructure: 10-Year Limited Warranty.
- Glass Backboard: Limited Lifetime Warranty.
- ReAction™ Rim: Four-Year Limited Warranty.
- Backboard Padding: 10-Year Limited Warranty.

## Safety Zone:

Clearance space of 8' from the backboard to the front of the impact area.



## Space Requirements

Sportmaster 8 requires a minimum of 10' 7" from the baseline to the nearest wall, bleachers or obstruction. Storage dimensions are 6' 6" high, 6' 4" wide and 13' 4" long.



# Sportmaster™ 5.5

With a 5' 6" clearance space and a heavy-duty base, the Sportmaster 5.5 is an excellent multi-purpose goal for collegiate or high school practice or as a competition system for clubs, churches, clinics and recreational leagues. It features a 42" x 72" direct-mount unbreakable glass backboard, a TruFlex™ competition breakaway rim, spring-assisted setup, front locator pins and a ratchet-operated pedestal floor-mount system. Impact padding available in 16 standard colors (see page 12).

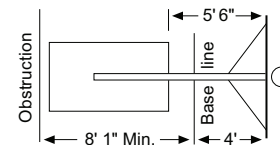
Model Number: **SNABA895G**

## Comprehensive Warranty Package:

Frame carries a 10-Year Limited Warranty.

## Safety Zone:


Clearance space of 5' 6" from the backboard to the front of the impact area.



## Space Requirements

Sportmaster 5.5 requires a minimum of 8' 1" from the baseline to the nearest wall, bleachers or obstruction. Storage dimensions are 6' 6" high, 6' 4" wide and 10' 10" long.





## Sportmaster™ 4.5 Senior

With heavy-duty construction and a 4' 6" clearance space, Sportmaster™ 4.5 Senior is an excellent choice when space and price are prime concerns. It's well suited for team practice or for clubs, churches, clinics and recreational competition of all levels. Sportmaster 4.5 Senior comes equipped with a full competition-size 42" x 72" unbreakable glass backboard, a TruFlex™ competition breakaway rim, spring-assisted setup and a ratchet-operated pedestal floor-mount system. Impact padding available in 16 standard colors (see page 12).

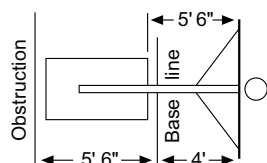
Model Number: **SNABA894GSR**



## Sportmaster™ 4.5 Junior

The Sportmaster™ 4.5 Junior is an economical version of the Senior model equipped with the same beam and base, but with a smaller 42" x 54" unbreakable glass backboard and TruFlex™ breakaway rim.

Model Number: **SNABA894GJR**



### Space Requirements

Sportmaster 4.5 requires a minimum of 5' 6" from the baseline to the nearest wall, bleachers or obstruction. Storage dimensions are 6' 6" high, 4' 8" wide and 10' 4" long.



## Super Glass Max™

4' 2" Clearance Space

An excellent portable goal for youth basketball, the Super Glass Max features a hand crank adjustment mechanism for variable goal height from 5' to 10'. It adjusts low enough to pass through a standard double-wide doorway. Includes a large 36" x 60" tempered glass backboard and heavy-duty breakaway rim. Safety padding available in 16 colors. Base compartment holds 600 lbs. of ballast (provided by customer) for stability.

Model Number: **BA853GXL**

## Glass Max™

2' 6" Clearance Space

Same frame and features as the Super Glass Max, but with a shorter clearance space (2' 6") and a 36" x 54" tempered glass backboard.

Model Number: **BA853G**



## Super Club Court™

4' Clearance Space

Strong and Study, the Super Club Court is a great value for the price. Its spring-assisted telescoping beam easily adjusts from 6' 6" to 10'. Convenient "Tip & Roll" floor mount system give you quick setup and easy portability. It comes equipped with a 36" x 54" tempered glass backboard, a high-quality breakaway rim, 1.5"-thick protective padding, and a large weight box that holds up to 500 lbs. of ballast (provided by customer).

Model Number: **BA833XL**

## Club Court™

3' Clearance Space

Same frame and features as the Super Club Court, but with a shorter clearance space (3') and a 32" x 48" clear acrylic backboard.

Model Number: **BA833**

(shown with optional backboard padding)



## Y-Beam Ceiling-Suspended Structures

Designed for a lifetime of trouble-free use, our heavy-duty Y-Beam basketball goal structures are constructed with ASTM A500 seamless structural tubing for optimum strength and rigidity. No other manufacturer uses stronger tubing. All Y-Beams are fully welded at the factory, not bolted together in the field. This superior fabrication eliminates improper installation and possible clamp slippage over time. All braces, hangers and components are designed to match the structural integrity of the primary Y-Beam assembly. The entire assemblies are finished with a durable black polyester powder coating. Our Y-Beam structures are available in front-folding, side-folding, rear-folding and stationary units to accommodate nearly any gymnasium or court configuration. Consult with your Schelde rep to discuss the details of your project.



## Gym Divider Curtains

Our gym divider curtains are custom fabricated for each application and built with high quality materials for long-lasting beauty, durability and trouble-free use. Since personal preference will play a role in your final decision, we offer a wide range of fabrics, colors and models to allow appropriate air movement and privacy in your gym and to accommodate a wide range of court configurations and budgets. Divider curtains are available in Roll-Up, Fold-Up and Walk-Draw models or custom-designed for special applications. Contact your Schelde rep for more details. Our product specialists will provide proper measurements, fabric selection and consultation to ensure satisfactory installation.



Walk-Draw Divider Curtains.



Fold-Up Divider Curtains.

## Stationary Competition Goal

An economical solution for courts with access to adjacent walls. Heavy-duty telescoping support structure is available in four different models to allow backboard to be mounted 1' to 12' from wall. Complete packages include support structure, wallboards, support chains, installation instructions and your choice of backboard and breakaway rim. Specify distance from wall to baseline. Purchaser assumes mounting liability.



## Side Fold and Swing Up Competition Goal

Stores conveniently against the wall, then swings into action when needed and locks into place without tools or ladders. Heavy-duty telescoping support structure is available in three different models to allow structure to be mounted 4' to 12' from wall. Complete packages include support structure, wallboards, support chains, release hook, installation instructions and your choice of backboard and breakaway rim. Specify distance from wall to baseline. Purchaser assumes mounting liability.



## Fixed Height Glass Shooting Station

Install an unbreakable glass backboard on any wall in your gym. Heavy-duty structure allows backboard to be mounted from 12" to 48" from wall. Complete package includes 42" x 54" tempered glass backboard, TruFlex™ competition breakaway rim, support structure, wallboards, support chains, installation instructions and hardware. Purchaser assumes mounting liability.

Model Number: PKG500



## Unbreakable Short Glass Backboard

Designed for the highest level of competition. The rim is mounted "off glass," allowing the support structure to absorb over 98% of stress from rim contact without transferring it to the glass. Polished aluminum extrusion framework. Official 42" x 72" size. Four-corner 35-1/2" x 62" mounting bracket spacing. Rims and backboard padding sold separately.

Model Number: **BA42XL**



## Unbreakable Tall Glass Backboard

Upgrade your gym with the first 48" x 72" glass backboard designed to virtually eliminate potential board breakage on old structures built for 48" tall backboards. Polished aluminum extrusion framework. Four-corner 41-1/2" x 62" mounting bracket spacing. Rims and backboard padding sold separately.

Model Number: **BA48XL**



## Extended Life Short Glass Conversion Backboard

Upgrade your fan-shaped backboards to rectangular glass backboards without purchasing new mounting structures and get all the same features as our Unbreakable Short Glass Backboard. Ready to install to existing fan board structures with no drilling or re-lining of court. Official 42" x 72" size. Rims and backboard padding sold separately.

Model Number: **BA42XLC**




## Backboard Safety Padding

Our high-quality backboard safety padding features a streamlined profile that fits your backboard like a glove. Dense protective padding is molded in two pieces with square corners and a molded-in goal relief that requires no trimming for 42" short backboards. Fits all manufacturers' 72"-wide glass backboards. Meets or exceeds all NCAA, FIBA and NHSF requirements. Easy to install. Includes mounting hardware and instructions. Available in 16 school colors. Model Number: **BA68U-Color**



**Covered by a 10-Year Limited Warranty.**

## Backboard Safety Padding Colors



**Change your basketball court from adult to youth league play in less than two minutes.**

## ZipCrank™ Goal Height Adjuster

Our rim height adjustment system can be added to any Schelde wall-mounted basketball goal or purchased separately to retrofit onto nearly any existing backboard and structure. Hand crank (included) allows infinitely variable rim height adjustment from 8' to official 10' height. Easy-to-read height indicator labels included. Order model that is compatible with your existing mounting brackets.

**Covered by a Five-Year Limited Warranty.**

Model Numbers:

**BA980F** (20" x 35" mounting brackets)

**BA980RS** (36" x 62" mounting brackets)

**BA980RT** (42" x 62" mounting brackets)





## Pro-Action™ 180 Adjustable Breakaway Rim

The world standard for the highest level of competition, the Pro-Action 180 Adjustable Breakaway Rim is the only 180° multi-directional breakaway rim with an adjustable positive locking mechanism for the most consistent rebounds. Complies with NCAA standards for rim elasticity and ball rebound. Concealed net attachment. Covered by a 3-year limited warranty.

42" Short Backboards

Model Number: **SNABB3180S**

Fits backboards with a 5" wide  
x 4" tall rim mount pattern.

48" Tall Backboards

Model Number: **SNABB3180T**

Fits backboards with a 5" wide  
x 4"-5" tall rim mount pattern.



## ReAction™ Adjustable Tension Breakaway Rim

Built for years of trouble-free dunking. The low maintenance AcuFlex™ adjustable breakaway mechanism allows fine-tuning of rim resistance. Complies with NCAA standards for rim elasticity and ball rebound. Concealed net attachment. Fits both 42" short and 48" tall backboards. Covered by a four-year limited warranty.

Model Number: **BA35A**

Fits backboards with a 5" wide x 4"-5" tall rim mount pattern.



## ProTech™ Competition Breakaway Rim

Delivers outstanding durability and smooth action. Ball-and-socket positive lock mechanism provides excellent rebound consistency. Complies with NCAA standards for rim elasticity and ball rebound. Fits both 42" short and 48" tall backboards. Covered by an unconditional three-year replacement warranty.

Model Number: **BA35**

Fits backboards with a 5" wide x 4"-5" tall rim mount pattern.

### Concealed Net Attachment Cable

Replacement cable for all Schelde rims with concealed net attachment system. Sold in pairs.

Model Number: **BA35ARC**

### Anti-Whip Competition Net

Premium-quality top competition net. Heavy-duty braided nylon reduces net whip.

Model Number: **SNABB51**

### Standard Competition Net

High-quality competition net meets standards for all levels of play.

Model Number: **BA51H**




## Team Ball Carts

Designed to support up to 250 pounds, these are the last ball carts you'll ever need to buy. Available in six standard colors (see color chart). Covered by a 5-year limited warranty.


12-Ball Team Ball Cart  
Model Number: **BA125-XX**

18-Ball Team Ball Cart  
Model Number: **BA185-XX**

Custom Lettering  
Model Number: **ABC92**



## Smart basketball storage solutions.



16-Ball Lockable Ball Cart  
Model Number: **BA165-XX**

24-Ball Lockable Ball Cart  
Model Number: **BA245-XX**

Custom Lettering  
Model Number: **ABC92**

### Lockable Ball Carts

Available in two models to lock and protect up to 16 or 24 basketballs. Designed to support up to 250 pounds. Available in six standard colors (see color chart). Covered by a 5-year limited warranty.



Model Number: **BA175**

### Ball Security Locker

Protects up to 30 basketballs or other sports inflatables. Sturdy blue powder-coated wire and tubular locker rolls easily in and out of storage on heavy-duty swivel casters. Lockable, hinged cover opens for convenient use (lock not included). Overall dimensions: 24" wide x 36" long x 35" high.


Please consult with a Schelde rep when ordering replacement rims to confirm the hole patterns on your backboards.



## Protective Wall Padding

Schelde provides protective wall padding for a wide range of applications and facilities, from wrestling and gymnastics rooms to complete gym wraps and outdoor facilities. Permanently installed panels offer 2" thick urethane foam protection on 7/16" thick wood backing with a flame-resistant vinyl covering for durability and long-lasting beauty. Available in 16 school colors in 2-foot and 4-foot wide panels in 6-foot, 7-foot and 8-foot heights. Panels mount directly to existing wall with top and bottom 1" mounting flanges or optional Hidden "Z" Track Mounting System. Ask your Schelde rep about custom sizes, shapes, cutouts and column padding. Outdoor Wall Padding is also available.

## Vinyl Padding Colors



## Custom-Lettered Wall Padding

Protective Wall Padding with custom lettering in four type styles and 16 school colors (ask your Schelde rep for details). Designed for use with Hidden "Z" Track Mounting System. Outdoor Custom-Lettered Wall Padding is also available.



**Oregon State University  
practice facility.**

## Graphic Wall Padding

Our digitally printed graphics are superior to vinyl stick-on or silk screen graphics in both image quality and durability. Supply your own artwork or work with our art department to create something truly original. Ask your Schelde rep for details. Specifications same as our standard Protective Wall Padding. Sold in 16' packages or an unlimited number of individual panels. Outdoor Graphic Wall Padding is also available.

## 16-Foot Graphic Safety Wall

Complete package of four 4' wide custom graphic wall panels in 6', 7', or 8' heights. Includes graphic services, padding and free Hidden "Z" Track Mounting System. Packages also available with 2' wide panels.




Send us an email with your electronic artwork, school logo and team name and colors to [info@ScheldeSports.com](mailto:info@ScheldeSports.com) for a print preview of your custom wall padding.



## Backlit Freestanding Scoring Table

Make a bold statement on your home court with our Backlit Free-standing Scoring Table. Custom team graphics are printed on a durable, translucent substrate and protected by unbreakable clear polycarbonate for long-lasting, vibrant images. Eight-foot-long scoring table is fully padded, with built-in casters, and folds up for easy storage. Custom lettering available on side pads. Design assistance included. Dimensions same as Freestanding Convertible Scoring Table. Available in 4-foot, 8-foot and 12-foot lengths.



Send us an email with your electronic artwork, school logo and team name and colors to [info@ScheldeSports.com](mailto:info@ScheldeSports.com) for a print preview of your custom scoring table.



## Space Saver Scoring Table with Custom Graphics

Designed to save space in your gym. When placed along the face of your bleachers, its added height and 16" table depth comfortably seats four scoring officials. Eight-foot-long structure features 110-volt receptacles and built-in casters. Folds up for easy storage. Includes vinyl-covered 2-inch-thick urethane foam padding with full-color custom graphics. Design assistance included. Available in 4-foot, 8-foot and 12-foot lengths.

### Space Requirements:

When in use, overall dimensions are 34" wide x 46" tall x 96" long.  
Storage dimensions are 20" wide x 46" tall x 96" long.



## Freestanding Convertible Scoring Table with Custom Graphics or Lettering

Designed to be used just about anywhere, our Convertible Free-standing Scoring Table can also be mounted in your bleachers (with field-constructed platform) to save space. Rugged steel and aluminum structure on non-marking casters features 16-inch-deep table with 110-volt receptacles that comfortably seats four people and folds up for easy transport and storage. Includes vinyl-covered 2-inch thick urethane foam padding with full-color custom graphics or team lettering. Design assistance included (ask your Schelde rep for details). Available in 4-foot, 8-foot and 12-foot lengths.



### Space Requirements:

When in use, overall dimensions are 34" wide x 34" tall x 96" long.  
Storage dimensions are 20" wide x 34" tall x 96" long.





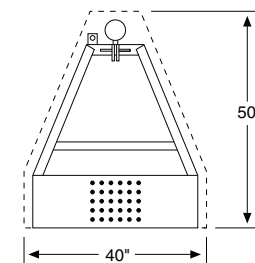
Portable Volleyball Net Systems with multi-court setup for volleyball camp at Calvin College.

## Portable Volleyball Net Systems

Perfect for camps, tournaments or high profile matches in showcase arenas, our Portable Volleyball Net Systems allow you to create a top competition volleyball court – or several courts – just about anywhere. Currently used by many collegiate and club programs throughout North America.

Easy setup: simply roll the bases into position and tilt the posts to lock them into place. Integral ballast and front friction bar allow super-tight net tensioning and prevent sliding on most playing surfaces. Requires no facility modifications of any kind.

Padded bases may be customized with school colors, lettering and graphics. Schelde Sports offers a range of portable net systems to best suit your facility and applications. Consult with your Schelde Sports representative for more information.



Footprint of base is similar to that of post and referee stand.